







## Year 10 ART PHOTOGRAPHY– Summer term 2 overview

Art and Photography: year 10, GCSE. Continuing to work on your year 11 (mock exam project), using the past paper link <a href="http://pastpapers.download.wjec.co.uk/w19-5650-02.pdf">http://pastpapers.download.wjec.co.uk/w19-5650-02.pdf</a>				
Week	Title	Success checklist	Work to submit	Date due
1	<p><b>AO1: Photography artist research for 3<sup>rd</sup> artist (own choice)</b></p> <p>Find a photographer artist, who makes further links to the work you have created, but will move it forward in a new direction</p> <p>You could choose from one of the artists on the NEW powerpoint and use the 'How to analyse a photo' worksheet to analyse this work</p>	<ul style="list-style-type: none"> <li>Make links to the work of other artists by writing about them. Present this imaginatively and neatly (after you have done next weeks work).</li> <li>Develop ideas informed by investigative, contextual study of historical, cultural and contemporary art, craft and design</li> </ul>	<p>Use the materials you have at home (sketchbook, pencils, paint, textiles, phone camera etc.)</p> <p>Submit:</p> <p>7. Artist research and artist copy by word, powerpoint or images of your artist research and annotation.</p> <p>Please email all your work to: <a href="mailto:acarruth@wvc.tmet.org.uk">acarruth@wvc.tmet.org.uk</a></p> 	9th June
2	<p><b>AO1 Own version (response) linked to Photographer</b></p> <p>Respond to one of the artist photographers by creating your own versions in response to your chosen artist photographer</p>	<ul style="list-style-type: none"> <li>Make links to the work of other artists by writing and by doing copies and own versions of the artist' work you chose last week. Present this imaginatively and neatly.</li> <li>Develop ideas informed by investigative, contextual study of historical, cultural and contemporary art, craft and design</li> </ul>	<p>Submit:</p> <ul style="list-style-type: none"> <li>Own version of artist's work (use their ideas to create your own work) by Word, PowerPoint or images of your completed: artist responses, annotation and images</li> </ul>	16 <sup>th</sup> June

			<p>Use the materials you have at home (sketchbook, pencils, paint, phone camera etc.)</p>  <p>Please email all your work to:</p> <p><a href="mailto:acarruth@wvc.tmet.org.uk">acarruth@wvc.tmet.org.uk</a></p>	
3	<p><b>AO2: Media experiments of your ideas linked to own images and artists</b></p> <p>Developing own ideas through experimenting with photography.</p> <p>This could be a shoot plan</p>	<p>Develop ideas that are refined and explored through selection and purposeful, creative experimentation.</p> <ul style="list-style-type: none"> <li>Review and evaluate the refinement and development of work as it progresses.</li> </ul>	<p>Submit:</p>  <p>1. A shoot plan, contact sheets linked to the one or two of the artists you have looked at, try out different angles</p> <p>This will be in: Word, PowerPoint or images of your completed: artist responses, annotation and images</p> <p>Please email all your work to:</p> <p><a href="mailto:acarruth@wvc.tmet.org.uk">acarruth@wvc.tmet.org.uk</a></p>	23rd June
4	<p><b>AO3:</b> Create and collect more observational drawings and photos linked to your artist and ideas</p> <p><i>More shoot planning and making choices</i></p>	<ul style="list-style-type: none"> <li>Make links to the work of other artists by drawing and taking photos of objects related to your ideas</li> <li>Develop ideas informed by investigative, contextual study of historical, cultural and contemporary art, craft and design</li> </ul>	<p>Submit:</p>  <p>Own</p> <p>Drawings and photographs related to your ideas, Use the materials you have at home. By Word, powerpoint or images of your artist research and annotation</p>	30 <sup>th</sup> June

			<p>Please email all your work to:  <a href="mailto:acarruth@wvc.tmet.org.uk">acarruth@wvc.tmet.org.uk</a></p>	
5	<p><b>AO4:</b> Creating 4-5 thumbnails/plans of final ideas related to your drawings and other artists</p>	<ul style="list-style-type: none"> <li>Make links to the work of other artists by drawing out plans/thumbnails of final possible ideas including objects related to your ideas</li> </ul>	<p>Submit:</p>  <p>4 to 5 initial ideas about a final piece related to your photos and artist research.</p> <p>Use the materials you have at home (phone camera, etc.)</p> <p>Please email all your work to:  <a href="mailto:acarruth@wvc.tmet.org.uk">acarruth@wvc.tmet.org.uk</a></p>	7th July
6	<p><b>AO4:</b> Improve and create more versions of 4-5 thumbnails of final ideas related to your drawings and other artists</p>	<ul style="list-style-type: none"> <li>Make links to the work of other photographer artists by photographing plans/thumbnails of final possible ideas including objects related to your ideas</li> </ul>	<p>Submit:</p> <p>8. Improve at least 2 of your 4 to 5 initial ideas about a final piece related to your artists and own photos.</p>  <p>Use the materials you have at home (phone camera, etc.)</p> <p>Please email all your work to:  <a href="mailto:acarruth@wvc.tmet.org.uk">acarruth@wvc.tmet.org.uk</a></p>	14 <sup>th</sup> July